Creating Video Mods

> Video modding is currently not supported by the **Eternal Mod Injector**.
> Make sure to backup your video files before editing them.

Extracting Tools:

The RAD Video Tools by Epic Games Tools - Download

Finding a Video to Replace:

Every video file can be found at **base\video** in the **DOOMEternal** installation directory. Each video uses the **.bk2** format. The only way to view **.bk2** files is to open them in RAD Video Tools.

- Right click on the video you want to play (ex: **base\video\tutorial_core_loop_summary.bk2**)
- Hover over **Open with** and click **RAD Video Tools**.
- A separate window will open up, showing the video you clicked on.

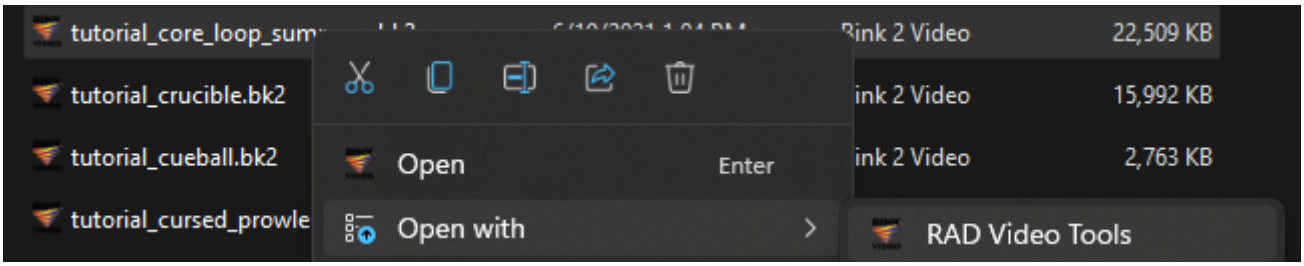

> The GUI of the Context Menu might look different depending on the OS you are using.
> This screenshot is from a Windows 11 GUI.

Converting a Video into the .bk2 Format

RAD Video tools can convert many different kinds of video formats into **.bk2**.
They are compatible with most video formats such as: **.mp4 .gif .mov .wmv .avi**

- Open **RAD Video Tools**
- Left click the video you want to convert to **.bk2**

- Left click **Bink it!**

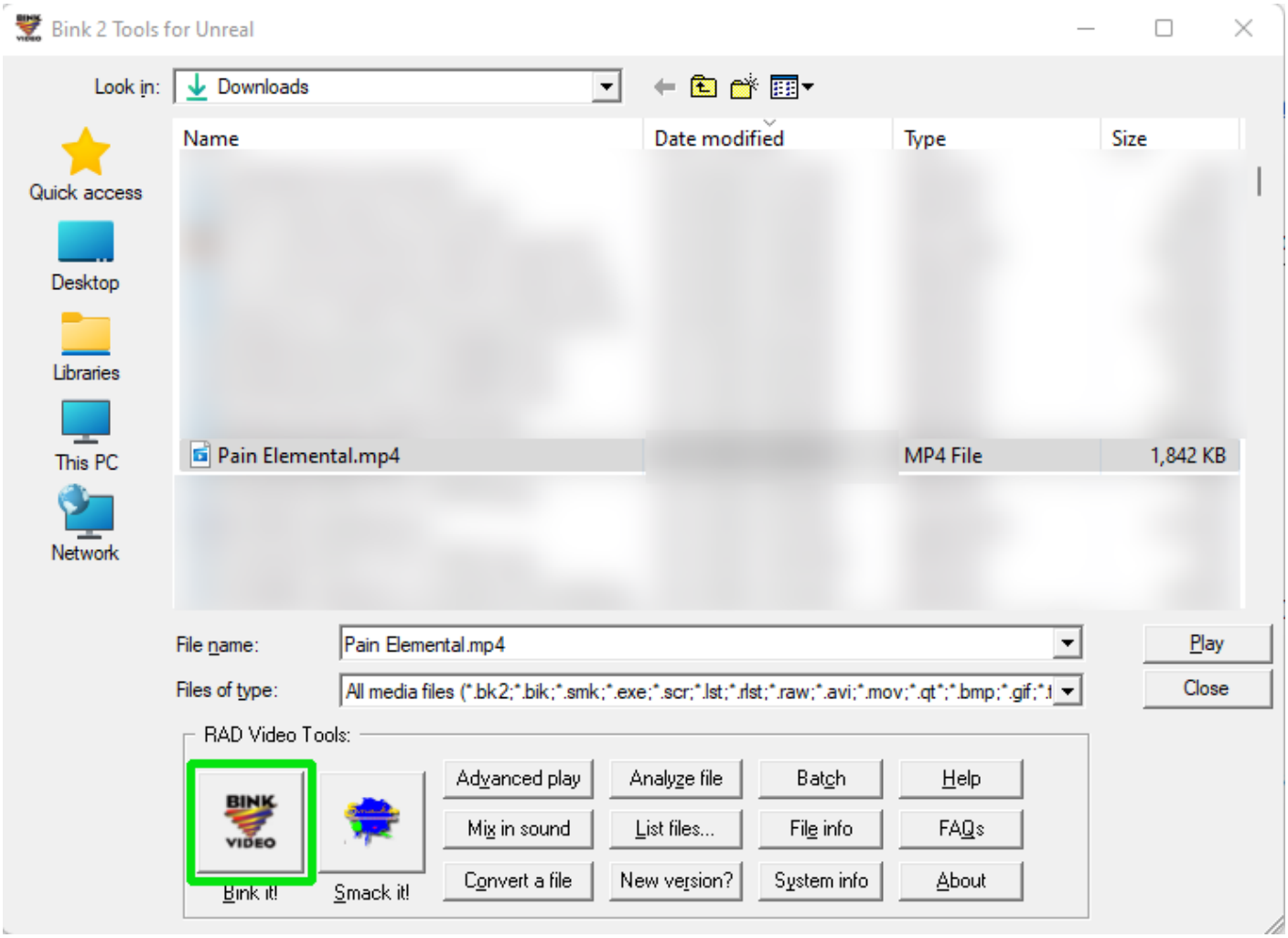

- A new window will appear. The Bink Compressor provides options for changing the settings of your video before converting it. Leave them to their default value.

- Change the text under **Output file info:** to the name of the video you want to replace. Make sure to add **.bk2** as the file extension.

- After you finish naming the file, left click **Bink** located on the right side of the window. Your video will start processing into a **.bk2** video file. The video should be saved in the **same folder your original file was in**.

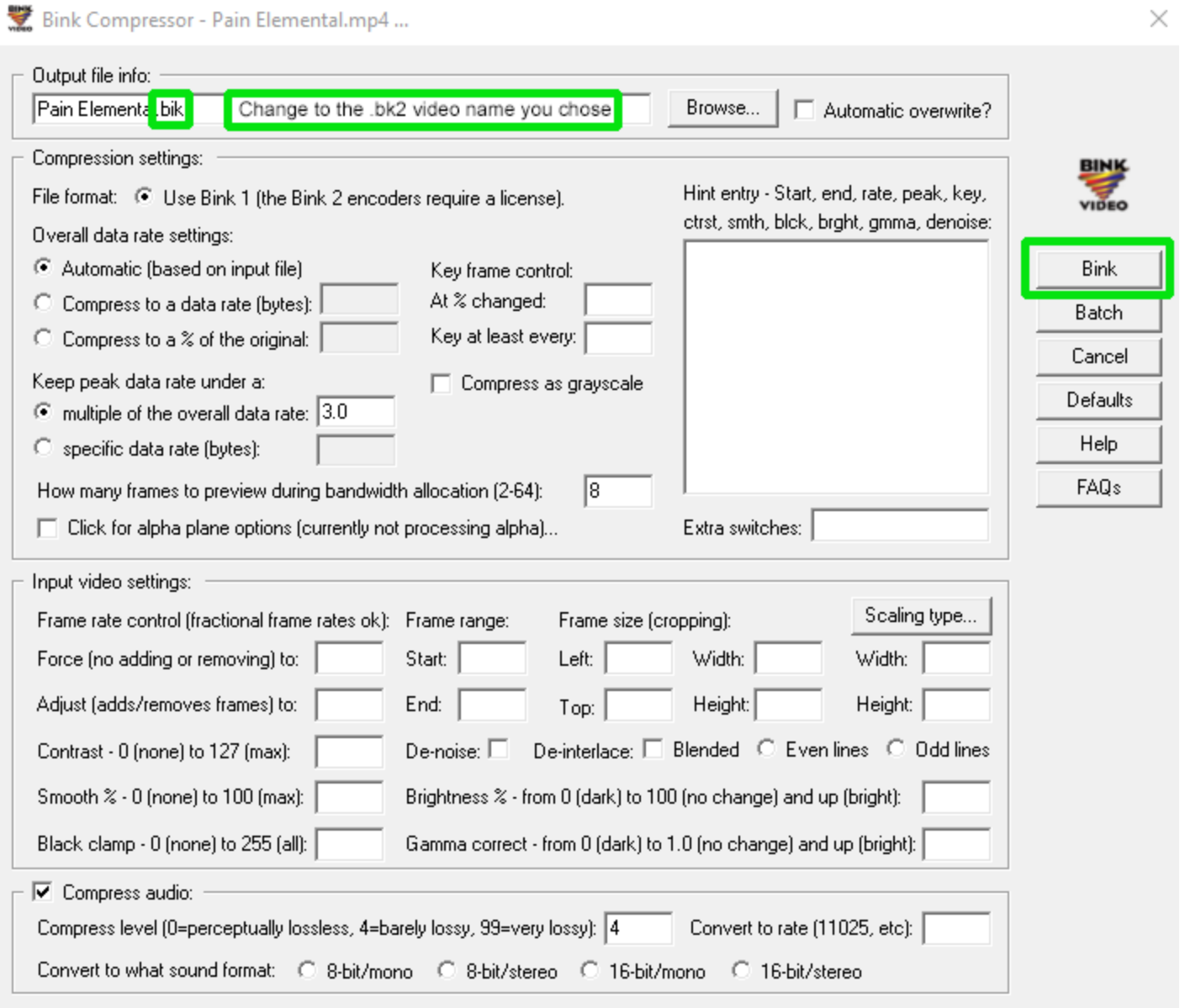

Replacing the Existing Video File

Make sure to create a backup for the original video file and store it somewhere safe.
If you fail to restore the original file, you will need to Verify File Integrity from your client.

- Go back to the file path where you originally found the video you want to replace (ex: **DOOMEternal\base\video\tutorials**)
- Put your new **.bk2** file into the file path, and replace the vanilla file.
- Run DOOM Eternal like normal, no Eternal Mod Injector needed.

To restore the original video, simply replace your modified **.bk2** file with the vanilla file.

Revision #6
Created 5 November 2021 18:59:48 by Velser
Updated 12 September 2026 09:37:29 by Velser